

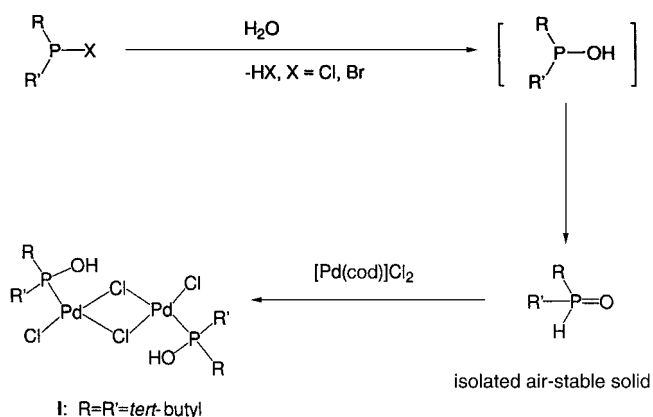
The First Phosphine Oxide Ligand Precursors for Transition Metal Catalyzed Cross-Coupling Reactions: C–C, C–N, and C–S Bond Formation on Unactivated Aryl Chlorides

George Y. Li*

Dedicated to Professor Fred Basolo
on the occasion of his 81st birthday

In recent years, transition metal catalyzed cross-coupling reactions of aryl chlorides have developed into a versatile and efficient method for a variety of synthetic transformations.^[1, 2] Furthermore, promising results in the Pd- (or Ni)-catalyzed C–C (Suzuki,^[3–6] Kumada,^[7] and Stille^[8] cross-coupling) and C–N^[9] bond-forming processes prompted us to search for new, inexpensive, and efficient air-stable ligands for potential industrial applications of these less expensive but readily available aryl chlorides. One potentially valuable and cost-saving approach is to apply combinatorial synthesis and screening methods for the discovery and development of efficient, air-stable novel catalysts.^[10, 11] Air-stable phosphine oxides (RR'P(O)H) in the presence of transition metals undergo tautomerization to the less stable phosphinous acids (RR'POH), which subsequently and expectedly coordinate to the metal centers through phosphorus atoms to form metal–phosphinous acid compounds.^[12] Deprotonolysis of the resulting phosphinous acid complex with base (e.g. NaOR, Na₂CO₃, CsF) can be anticipated to yield an electron-rich anionic compound. These results raise the interesting question of whether these phosphane-containing anionic complexes could be utilized to facilitate oxidative addition of aryl chlorides (rate-limiting step) in homogeneous catalysis^[13] to generate a variety of C–C, C–N, and C–S^[14] bonds in different environments by using cross-coupling reactions of aryl chlorides. Herein, we report the first examples of simple, readily accessible, air-stable phosphine oxides used as ligand precursors for the efficient transition metal catalyzed C–C, C–N, and C–S bond-forming reactions of aryl chlorides to access a variety of such architectures, as well as initial observations regarding the scope and mechanism. We also describe a general synthesis of binuclear chloride-bridged Pd^{II} mono-phosphinous acid complexes used as catalyst precursors for a variety of cross-coupling reactions and the X-ray crystallographic characterization of one of them.

The ligand precursors used for cross-coupling reactions were prepared either in situ or by standard sublimations (Scheme 1).^[10, 11, 15] The precatalysts were synthesized by treating transition metal precursors with monophosphine oxides in a variety of solvents at either room temperature or



Scheme 1. Synthesis of air-stable phosphine oxide ligand precursors and their corresponding phosphinous acid ligand complexes. cod = 1,5-cyclo-octadiene.

elevated temperature. The formation of these catalyst precursors was conveniently monitored by solution ³¹P NMR spectroscopy.^[16] The catalytic cross-coupling reactions were carried out in organic solvents (e.g. toluene, DMSO, dioxane) under anhydrous/anaerobic or open-to-air conditions (catalyst loading: ~1–5 mol %).^[17] The yields in Table 1 refer to products isolated by column chromatography. Known products were identified by comparison with literature data^[4–9, 14] and/or with those of authentic samples. New compounds were characterized by 1D and 2D ¹H/¹³C NMR spectroscopy, high-resolution mass spectrometry, and elemental analysis.^[17]

The [Pd₂(dba)₃]/RR'POH precatalysts are capable of catalyzing the cross-coupling reactions of aryl chlorides and arylboronic acids to yield the desired biaryls in high yields (Table 1, entries 1–6). Entries 4–6 illustrate that the electron-rich 4-chloroanisole could be coupled with arylboronic acids quantitatively. Entries 2 and 3 demonstrate that the more sterically demanding and electron-rich substrate 2-chloroanisole was coupled with 4-methylphenylboronic acid (Table 1, entry 2) and phenylboronic acid (Table 1, entry 3). The [Ni(cod)₂]/RR'POH precatalyst can be employed to mediate Kumada cross-coupling reactions of aryl chlorides and RMgX at room temperature (Table 1, entries 7 and 8). The electron-rich aryl chloride is tolerated by the present system as demonstrated by 4-chloroanisole (Table 1, entry 7). Entries 9–12 reveal that the present catalysts are also effective in the C–N bond cross-coupling reactions of aryl chlorides with a variety of amines. Entries 9, 10, and 12 illustrate aminations of aryl chlorides and alkylamines. Entry 11 shows that an aryl chloride/arylamine cross-coupling reaction produces a diarylamine. Also noteworthy are the successful catalytic activities on C–S bond-forming processes of unactivated aryl chlorides. The present air-stable phosphine oxides are capable of forming precatalysts with Pd(OAc)₂ or [Pd₂(dba)₃] to efficiently catalyze cross-coupling reactions of aryl chlorides and alkylthiols to yield novel thioethers (Table 1, entry 13). In the case of aryl bromides as substrates, the present phosphinous acids can be employed as ligands for the efficient C–S bond formations at room temperature (Table 1, entry 14).

[*] Dr. G. Y. Li

The DuPont Company
Central Research and Development
Experimental Station
P.O. Box 80328, Wilmington, DE 19880-0328 (USA)
Fax: (+1) 302-695-3786
E-mail: george.y.li@usa.dupont.com

Supporting information for this article is available on the WWW under <http://www.angewandte.com> or from the author.

Table 1. Transition metal/phosphinous acid catalyzed cross-couplings of aryl chlorides with Ar-B(OH)₂, RMgX, RNH₂, and RSH compounds.^[a]

Entry	Halide	Coupling partner	Base	Temp [°C]	Time [h]	Product	Yield [%] (isolated)
1			CsCO ₃	100	12		88 ^[b]
2			CsF	100	12		83 ^[b]
3			CsF	100	12		91 ^[c]
4			CsF	100	12		97 ^[b]
5			CsF	100	12		99 ^[c]
6			CsF	100	12		99 ^[b,d]
7			none	RT	12		93 ^[e]
8			none	RT	12		96 ^[e]
9			NaOtBu	100	12		51 ^[b]
10			NaOtBu	100	12		61 ^[b]
11			NaOtBu	100	12		44 ^[b]
12			NaOtBu	100	12		67 ^[b]
13			NaOtBu	100	24		26 ^[f]
14			NaOtBu	RT	24		49 ^[f]

[a] General reaction conditions (not optimized): aryl halide (1.0 equiv), boronic acid (or RMgX, RNH₂, RSH) (1–1.5 equiv), CsF (or NaOtBu) (1.0–3.0 equiv), [Pd₂(dba)₃] (0.5–2.5 mol %; dba = *trans,trans*-dibenzylideneacetone), 1.0–5.0 mol % ligand. [b] [Pd₂(dba)₃]/(*t*Bu)₂P(O)H as precatalyst. [c] [Pd₂(dba)₃]/(*t*Bu)₂PCl/H₂O as precatalyst. [d] [Pd₂(dba)₃]/(*t*Bu)₂P(O)H or [Pd₂(dba)₃]/(2,4-(OMe)₂C₆H₃)₂P(O)H as precatalyst. [e] [Ni(cod)₂]/(*t*Bu)₂P(O)H as precatalyst. [f] [Pd₂(dba)₃]/(*t*Bu)₂PCl/H₂O as precatalyst.

Several features of these phosphinous acid ligands are noteworthy and provide both informative parallels and contrasts to the corresponding phosphane ligands^[5, 8, 9, 14] in the cross-coupling reactions of aryl chlorides. Air-stable phosphine oxides (RR'P(O)H) can be employed in the present process as ligand precursors to produce electron-rich phosphane-containing anionic complexes in the presence of

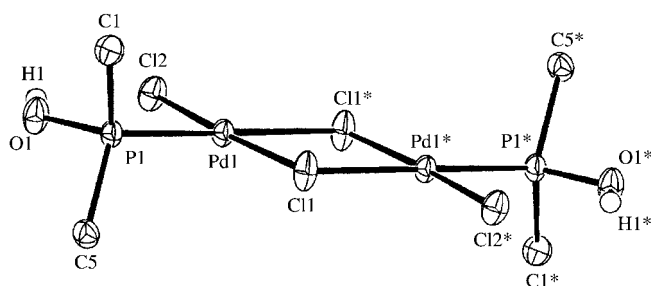
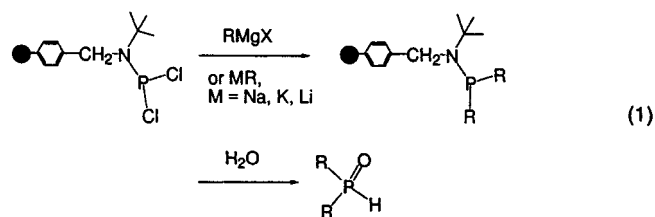
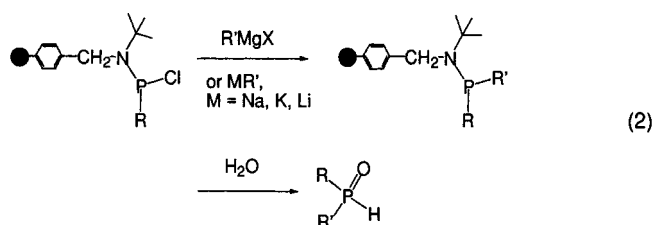


Figure 1. Structure of the dichloro(di-*tert*-butylphosphinous acid)palladium(II) dimer (ORTEP view; 50 % probability). The 12 methyl groups are omitted for clarity. Selected interatomic distances [Å] and angles [°]: Pd1–P1 2.2434(6), Pd1–Cl2 2.2917(6), Pd1–Cl1 2.3188(6), Pd1–Cl1* 2.4500(6), Cl1–Pd1* 2.4500(6), P1–O1 1.5922(17); P1–Pd1–Cl2 90.36(2), P1–Pd1–Cl1 95.39(2), Cl2–Pd1–Cl1 174.23(2), P1–Pd1–Cl1* 179.109(19), Cl2–Pd1–Cl1* 88.76(2), Cl1–Pd1–Cl1* 85.48(2), Pd1–Cl1–Pd1 94.52(2), O1–P1–C5 100.47(10), O1–P1–Cl1 102.65(10), C5–P1–Cl1 116.54(10), O1–P1–Pd1 111.10(7).

bases. We found that [Pd(cod)Cl₂] reacts smoothly with phosphine oxides (RR'P(O)H), in dioxane solution, affording a new binuclear derivative shown in Scheme 1. Well-characterized examples of this type of Pd^{II} complex are extremely rare.^[12] Complex **I** was isolated and characterized by X-ray crystallography (see Supporting Information) and the structure is shown in Figure 1. As expected, the core structure of complex **I** is based on P–Pd coordination with phosphinous acid ligands (RR'POH). Important features of the structure of **I** include the O1–P1 and P1–Pd1 bond lengths of 1.5922 and 2.2434(6) Å, respectively. The O1–P1 distance is about 0.105 Å longer than the P=O double bond length in RRP(O)H and to a first approximation can be interpreted as a O–P single bond. Also noteworthy is the facile preparation of these air-stable phosphine oxide ligand precursors which can be generated as libraries by using polymer-supported synthesis [Eqs. (1) and (2)].^[10, 11]





In conclusion, these results demonstrate that air-stable phosphine oxides ($\text{RR}'\text{P}(\text{O})\text{H}$) are ideal ligand precursors for the formation of phosphinous acid ($\text{RR}'\text{POH}$)–metal complexes for the rapid and regioselective oxidative addition of unactivated aryl chlorides in the presence of bases, and that such processes can be incorporated into efficient catalytic cycles for a variety of C–C, C–N, and C–S bond-forming processes. Noteworthy are the efficiency for unactivated aryl chlorides, as well as the simplicity, low cost, air-stability, and ready accessibility by using polymer-supported synthesis of these ligand precursors.

Received: December 4, 2000 [Z16219]

- [1] For general references, see: a) V. V. Grushin, H. Alper in *Topics in Organometallic Chemistry*, Vol. 3 (Ed.: S. Murai), 1999, Springer, New York, pp. 193–226, and references therein; b) A. Suzuki in *Metal-Catalyzed Cross-Coupling Reactions* (Eds.: F. Diederich, P. J. Stang), Wiley-VCH, Weinheim, 1998, Chap. 2; c) M. Beller, T. H. Riermeier in *Transition Metals for Organic Synthesis*, Vol. 1 (Eds.: M. Beller, C. Bolm), Wiley-VCH, Weinheim, 1998, pp. 184–193; d) E.-i. Negishi, F. Liu in *Metal-Catalyzed Cross-Coupling Reactions* (Eds.: F. Diederich, P. J. Stang), Wiley-VCH, Weinheim, 1998, pp. 1–48; e) W. A. Herrmann in *Applied Homogeneous Catalysis with Organometallic Compounds* (Eds.: B. Cornils, W. A. Herrmann), Wiley-VCH, Weinheim, 1996, pp. 764–765.
- [2] For leading reviews, see: a) B. H. Yang, S. L. Buchwald, *J. Organomet. Chem.* **1999**, 576, 125–146; b) A. Suzuki, *J. Organomet. Chem.* **1999**, 576, 147–168, and references therein; c) R. Sturmer, *Angew. Chem.* **1999**, 111, 3509–3510; *Angew. Chem. Int. Ed.* **1999**, 38, 3307–3308; d) A. J. Belfield, G. R. Brown, A. J. Foubister, *Tetrahedron* **1999**, 55, 11399–11428, and references therein; e) J. P. Wolfe, S. Wagaw, J.-F. Marcoux, S. L. Buchwald, *Acc. Chem. Res.* **1998**, 31, 805–818; f) J. F. Hartwig, *Angew. Chem.* **1998**, 110, 2154–2177; *Angew. Chem. Int. Ed.* **1998**, 37, 2046–2067; g) N. Miyaura, A. Suzuki, *Chem. Rev.* **1995**, 95, 2457–2483; h) M. Kumada, *Pure Appl. Chem.* **1980**, 52, 669–679.
- [3] For Suzuki cross-coupling reactions of aryl chlorides mediated by palladacycle complexes, see: M. Beller, H. Fischer, W. A. Herrmann, K. Ofele, C. Brossmer, *Angew. Chem.* **1995**, 107, 1992–1993; *Angew. Chem. Int. Ed. Engl.* **1995**, 34, 1848–1849.
- [4] For Suzuki cross-coupling reactions of aryl chlorides mediated by palladium/N-heterocyclic carbene complexes, see: a) C. Zhang, M. L. Trudell, *Tetrahedron Lett.* **2000**, 41, 595–598; b) C. Zhang, J. Huang, M. L. Trudell, S. P. Nolan, *J. Org. Chem.* **1999**, 64, 3804–3805; c) T. Weskamp, V. P. W. Bohm, W. A. Herrmann, *J. Organomet. Chem.* **1999**, 585, 348–352; d) W. A. Herrmann, C.-P. Reisinger, M. J. Spiegler, *J. Organomet. Chem.* **1998**, 557, 93–96.
- [5] For Suzuki cross-coupling reactions of aryl chlorides mediated by palladium/phosphane complexes, see: a) ref. [2b]; b) J. P. Wolfe, S. L. Buchwald, *Angew. Chem.* **1999**, 111, 2570–2573; *Angew. Chem. Int. Ed.* **1999**, 38, 2413–2416; c) J. P. Wolfe, R. A. Singer, B. H. Yang, S. L. Buchwald, *J. Am. Chem. Soc.* **1999**, 121, 9550–9561; d) X. Bei, A. S. Guram, H. W. Turner, W. H. Weinberg, *Tetrahedron Lett.* **1999**, 40, 3855–3858; e) X. Bei, H. W. Turner, W. H. Weinberg, A. S. Guram, *J. Org. Chem.* **1999**, 64, 6797–6803; f) F. Firooznia, C. Gude, K. Chan, Y. Satoh, *Tetrahedron Lett.* **1998**, 39, 3985–3988; g) A. F. Littke, G. C. Fu, *Angew. Chem.* **1998**, 110, 3586–3587; *Angew. Chem. Int. Ed.* **1998**, 37, 3387–3388; h) B. C. Hamann, J. F. Hartwig, *J. Am. Chem. Soc.* **1998**, 120, 7369–7370; i) M. T. Reetz, G. Lohmer, R. Schwickardi, *Angew. Chem.* **1998**, 110, 492–495; *Angew. Chem. Int. Ed.* **1998**, 37, 481–483.
- [6] For Suzuki cross-coupling reactions of aryl chlorides mediated by nickel complexes, see: a) B. H. Lipshutz, J. A. Sclafani, P. A. Blomgren, *Tetrahedron* **2000**, 56, 2139–2144; b) N. E. Leadbeater, S. M. Resouly, *Tetrahedron* **1999**, 55, 11889–11894; c) S. Saito, S. Oh-tani, N. Miyaura, *J. Org. Chem.* **1997**, 62, 8024–8030; d) A. F. Indolese, *Tetrahedron Lett.* **1997**, 38, 3513–3516; e) S. Saito, M. Sakai, N. Miyaura, *Tetrahedron Lett.* **1996**, 37, 2993–2996.
- [7] For Kumada cross-coupling reactions of aryl chlorides mediated by palladium or nickel complexes, see: a) V. P. W. Bohm, T. Weskamp, C. W. K. Gstottmayr, W. A. Herrmann, *Angew. Chem.* **2000**, 112, 1672–1674; *Angew. Chem. Int. Ed.* **2000**, 39, 1602–1604; b) J. Huang, S. P. Nolan, *J. Am. Chem. Soc.* **1999**, 121, 9889–9890.
- [8] a) A. F. Littke, G. C. Fu, *Angew. Chem.* **1999**, 111, 2568–2570; *Angew. Chem. Int. Ed.* **1999**, 38, 2411–2412; b) E. Shirakawa, K. Yamamoto, T. Hiyama, *Synthesis* **1998**, 1544–1549; c) V. Farina, V. Krishnamurthy, W. J. Scott, *Org. React.* **1997**, 50, 12–16.
- [9] Leading references for the amination of aryl chlorides mediated by transition metal complexes, see: a) J. P. Wolfe, H. Tomori, J. P. Sadighi, J. Yin, S. L. Buchwald, *J. Org. Chem.* **2000**, 65, 5327–5333, and references therein; b) C. Desmarests, R. Schneider, Y. Fort, *Tetrahedron Lett.* **2000**, 41, 2875–2879; c) E. Brenner, R. Schneider, Y. Fort, *Tetrahedron Lett.* **2000**, 41, 2881–2884; d) J. Huang, G. Grasa, S. P. Nolan, *Org. Lett.* **1999**, 1, 1307–1309; e) J. F. Hartwig, M. Kawatsura, S. I. Hauck, K. H. Shaughnessy, L. M. Alcazar-Roman, *J. Org. Chem.* **1999**, 64, 5575–5580; f) E. Brenner, R. Schneider, Y. Fort, *Tetrahedron* **1999**, 55, 12829–12842; g) X. Bei, A. S. Guram, H. W. Turner, W. H. Weinberg, *Tetrahedron Lett.* **1999**, 40, 1237–1240; h) B. C. Hamann, J. F. Hartwig, *J. Am. Chem. Soc.* **1998**, 120, 7369–7370.
- [10] For combinatorial approaches to the synthesis of phosphane ligands, see: a) G. Y. Li, P. J. Fagan, P. L. Watson, *Angew. Chem.* **2001**, 113, 1140–1143; *Angew. Chem. Int. Ed.* **2001**, 40, 1106–1109; b) G. Y. Li (DuPont), US patent application, No. 60/197031, case number: BC 1048 US PRV, 2000; c) P. J. Fagan, G. Y. Li, PCT Int. Appl. WO 2000021663 A2 20000420, 169 pp. Appl. WO **1999**-US23509 19991013.
- [11] Use of phosphine oxides as ligands for homogeneous catalysis, see: a) G. Y. Li, US patent 6124462, 2000; b) G. Y. Li (DuPont), US patent application, No. 09/602714, Case Number: BC 1029 US NA CIP **2000**.
- [12] For metal–phosphinous acid complexes, for example, see: a) C. J. Cobley, M. van den Heuvel, A. Abbadi, J. G. de Vries, *Tetrahedron Lett.* **2000**, 41, 2467–2470; b) T. Ghaffar, A. W. Parkins, *Tetrahedron Lett.* **1995**, 36, 8657–8660, UK patent Application 9506389.7; c) J. R. Goerlich, A. Fischer, P. G. Jones, R. Z. Schmutzler, *Z. Naturforsch. B* **1994**, 49, 801–811; d) A. M. Arif, T. A. Bright, R. A. Jones, *J. Coord. Chem.* **1987**, 16, 45–50.
- [13] The low catalytic reactivity of aryl chlorides in cross-coupling reactions is usually attributed to their reluctance towards oxidative addition to Pd^0 . For a discussion, see: a) V. V. Grushin, H. Alper, *Chem. Rev.* **1994**, 94, 1047–1062, and reference therein; b) ref. [1a].
- [14] For cross-coupling reactions of C–S bond-forming processes mediated by transition metal complexes, see: a) M. S. Harr, A. L. Presley, A. Thorarensen, *Synlett*, **1999**, 10, 1579–1581; b) N. Zheng, J. C. McWilliams, F. J. Fleitz, J. D. Armstrong III, R. P. Volante, *J. Org. Chem.* **1998**, 63, 9606–9607; c) D. Baranano, J. F. Hartwig, *J. Am. Chem. Soc.* **1995**, 117, 2937–2938; d) K. Takagi, *Chem. Lett.* **1987**, 2221–2224; e) M. Kosugi, T. Ogata, M. Terada, H. Sano, T. Migita, *Bull. Chem. Soc. Jpn.* **1985**, 58, 3657–3658; f) T. Migita, T. Shimizu, Y. Asami, J. Shiohara, Y. Kato, M. Kosugi, *Bull. Chem. Soc. Jpn.* **1980**, 53, 1385–1389; g) M. Kosugi, T. Shimizu, T. Migita, *Chem. Lett.* **1978**, 13–14.
- [15] For a typical synthesis of $(t\text{Bu})_2\text{PH}(\text{O})$, see: a) N. D. Gomelya, N. G. Feshchenko, *J. Gen. Chem. USSR* **1987**, 57, 1518–1523; b) A. P. Stewart, S. J. Trippett, *J. Chem. Soc. C* **1970**, 9, 1263–1266; c) H. P. Angstadt, *J. Am. Chem. Soc.* **1964**, 86, 5040–5041.
- [16] A reaction of $[\text{Pd}_2(\text{dba})_3]$ (100 mg, 0.109 mmol) and $(t\text{Bu})_2\text{PH}(\text{O})$ ((36.0 mg, 0.218 mmol), $^{31}\text{P}\{^1\text{H}\}$ NMR: $\delta = 69.8$ (d, $^1J(\text{P}(\text{H})) =$

434.2 Hz)) in 1,4-dioxane (6.0 mL) at room temperature for 6 h generated a brown mixture exhibiting a ^1H -coupled ^{31}P NMR resonance at $\delta = 123.4$ (singlet).

- [17] See Supporting Information for full synthetic details and characterization of new compounds. Crystallographic data (excluding structure factors) for the structure reported in this paper have been deposited with the Cambridge Crystallographic Data Centre as supplementary publication no. CCDC-157421. Copies of the data can be obtained free of charge on application to CCDC, 12 Union Road, Cambridge CB2 1EZ, UK (fax: (+44) 1223-336-033; e-mail: deposit@ccdc.cam.ac.uk).

A Novel and Highly Stereoselective Intramolecular Formal [3+3] Cycloaddition Reaction of Vinylogous Amides Tethered with α,β -Unsaturated Aldehydes: A Formal Total Synthesis of (+)-Gephyrotoxin**

Lin-Li Wei, Richard P. Hsung,* Heather M. Sklenicka, and Aleksey I. Gerasyuto

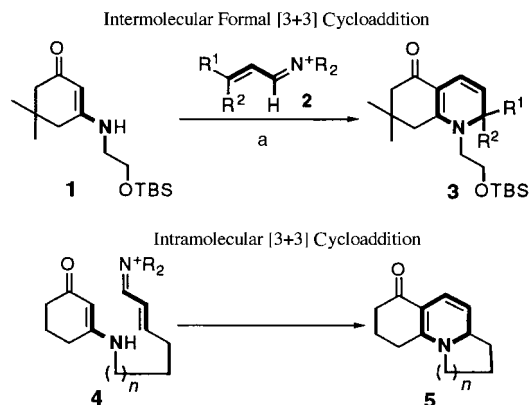
We have been exploring reactions of β -diketo equivalents **1** with α,β -unsaturated iminium salts **2** for the construction of heterocycles such as **3** (Scheme 1).^[1–3] These reactions involve a sequence consisting of a Knoevenagel condensation followed by a six π -electron electrocyclic ring-closure,^[4] thereby constituting a stepwise formal [3+3] cycloaddition^[5–7] in which two σ bonds are formed, along with a new stereocenter

adjacent to the heteroatom. This cycloaddition protocol can be classified as a sequential anionic–pericyclic strategy for which the significance in natural product synthesis has been elegantly summarized by Tietze and Beifuss.^[8] Our recent work on the use of vinylogous amides in this formal cycloaddition^[1] has allowed us to envision an intramolecular version of this reaction. Since the vinylogous amide **1**, which contains a functionalized tether, provided the formal cycloadduct **3** in good yields,^[1] it is conceivable that the vinylogous amides **4**, which are tethered with an α,β -unsaturated iminium ion, may lead to piperidinyl heterocycles **5**, attractive as intermediates in the syntheses of natural alkaloids (Scheme 1). We report herein the first stereoselective intramolecular formal [3+3] cycloaddition reaction by using vinylogous amides that are tethered with iminium ions, and its application in a formal total synthesis of (+)-gephyrotoxin.^[9–11]

Based on our previous studies, the formation of the α,β -unsaturated iminium salt prior to the addition of a β -diketo nucleophile is crucial to the regio- and chemoselectivity of the intermolecular formal cycloaddition reaction.^[1, 2a] Conditions and protocols that generate α,β -unsaturated iminium salts in the presence of the β -diketo nucleophile lead to low yields of the desired products, and/or to synthetically less useful by-products resulting from various competing reaction pathways.^[7b–e] However, the enal precursor to α,β -unsaturated iminium ions in the intramolecular variant also contains a vinylogous amide. Thus, controlling the extent of iminium ion formation before competing reactions take place is a major challenge.

To demonstrate the feasibility of an intramolecular formal [3+3] cycloaddition, the vinylogous amides **6** and **7** were prepared^[12, 13] and treated with piperidine (2.0 equiv) and Ac_2O (2.0 equiv) in EtOAc/toluene (1:2; concentration of vinylogous amides: 0.03–0.30 M) at 85 °C for 1 h (Scheme 2). These are the standard reaction conditions that have been consistently employed for the formation of iminium salts.^[1, 2] Subsequent heating at 150 °C in a sealed tube led to the isolation of the desired heterocycles **8** and **9** in yields of 80 and 68 %, respectively. Furthermore, the chiral vinylogous amide **10**^[12] led to the desired tricycle **11** in 55 % yield as a single diastereomer under the same reaction conditions. The stereochemistry of **11** was assigned by NOESY experiments.

These examples suggest that our initial concern regarding the extent of iminium salt formation was not necessary; under conditions that do not promote the formation of iminium ions, these reactions were essentially arrested. This control study suggests that even a low concentration of the iminium species is sufficient to promote this intramolecular formal [3+3] cycloaddition reaction. On the other hand, under the same standard reaction conditions, the vinylogous amide **12** did not provide the desired cycloadduct **13** in useful yields (Scheme 2). We were, however, able to observe the formation of **13** by ^1H NMR spectroscopy; thus our inability to isolate **13** from **12** may be a result of the instability of **13** under the reaction conditions and/or under the work-up conditions. This prompted us to explore other protocols suitable for generating iminium salts.



Scheme 1. [3+3] Cycloaddition reactions of vinylogous amides and α,β -unsaturated iminium salts. Reagents and conditions: a) EtOAc/toluene 1:2, 150 °C, 15–30 h, 76–80 %; TBS = *tert*-butyldimethylsilyl.

[*] Prof. R. P. Hsung, L.-L. Wei, H. M. Sklenicka, A. I. Gerasyuto^[+]
Department of Chemistry, University of Minnesota
Minneapolis, MN, 55455 (USA)
Fax: (+1) 612-626-7541
E-mail: hsung@chem.umn.edu

[+] An Undergraduate Research Participant from the Higher Chemical College of the Russian Academy of Sciences.

[**] This work was supported by R. W. Johnson Pharmaceutical Research Institutes.

Supporting information for this article is available on the WWW under <http://www.angewandte.com> or from the author.